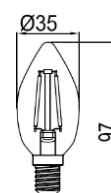

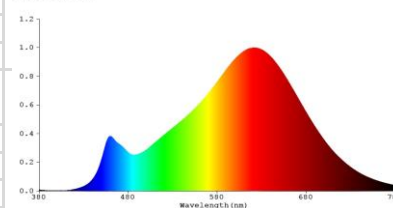


Order code	EAN	Packaging - SKU
085348-LDCE1	4986149085348	Eco blister, 1 pc/SKU
Product		
Category	LED Lamps	
Series	VINTAGE - 2-STEP FLAMESWITCH (FILAMENT)	
Model	MINI CANDLE FILAMENT 2-STEP FLAMESWITCH	
Description	GP LD CDM E14 4-40W 220-240V 2-STEP FLAMESWITCH CL	
General description		
Energy label	A++	
Lamp shape	Candle	
Lamp base	E14	
Dimmable	Yes	
Mercury free	Yes	
Mercury content	0.0 mg	
Recycling	Yes	
Electrical characteristics		
Nominal wattage	4 W $\pm 10\%$	
Rated wattage	4 W	
Equivalent incandescent lamp power	40 W	
Power factor	>0.4	
Voltage	220-240 V	
Operating frequency	50/60Hz	
Lamp current	16-40 mA	
Weighted Energy Consumption	4 KWh / 1000 h	
Light technical characteristics		
Light colour	WARM WHITE, EXTRA WARM WHITE	
Colour temperature	2700 K ± 270 K, 2200 K ± 220 K	
Colour rendering index (Ra)	≥ 80	
Colour consistency	<6 SDCM	
Nominal luminous flux	470 lm $\pm 10\%$, 414 lm $\pm 10\%$	
Rated luminous flux	470 lm, 414 lm	
Lumen maintenance factor at end of life	≥ 0.7	
Warm-up time (60%)	INSTANT	
Starting time	<0.5 s	
Lifespan		
Nominal life time	15000 h	
Rated lamp life time	15000 h	
Switching cycles	50000	
Product dimensions		
Overall length (L)	97 mm ± 1 mm	
Diameter (D)	35 mm ± 1 mm	
Product Compliance		
CE, ERP, ROHS, REACH	CE, ERP, ROHS, REACH	
Warranty	12 months from ex-factory date	
* Please refer to website www.gp-lighting.com for the list of compatible dimmers.		



Spectral Distribution

Spectrum



GP LED Lamps are designed for true direct replacement of standard incandescent lamps.

- Compatible shapes and sizes of GLS
- Very low energy consumption
- Extremely long life
- Emit a warm white or cold white light for different ambience
- Instant start with full light output
- Available in most common lamp bases for household use
- No UV

Applications

- Domestic and commercial applications
- General illumination
- Can be used everywhere at home
- Use outdoors only in enclosed and ventilated luminaires