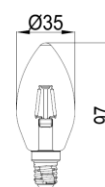
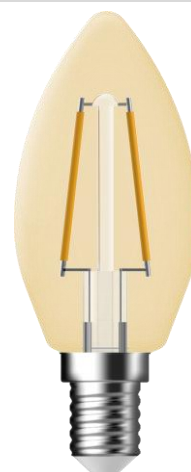


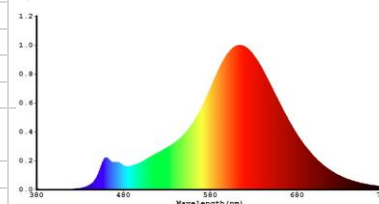
Product Data Sheet

GP LD CDM 1.2-11W E14 EW FM GD

Order code	EAN	Packaging - SKU
080565-LDCE1	4986149080565	Eco blister, 1 pc/SKU
Product		
Category	LED Lamps	
Series	VINTAGE CANDLE - GOLD (FILAMENT)	
Model	DECO MINI CANDLE GOLD-FM	
Description	GP LD CDM E14 1.2-11W 220-240V GD FM CE1	
General description		
Energy label	A++	
Lamp shape	Candle	
Lamp base	E14	
Dimmable	No	
Mercury free	Yes	
Mercury content	0.0 mg	
Recycling	Yes	
Electrical characteristics		
Nominal wattage	1.2 W ±10%	
Rated wattage	1.2 W	
Equivalent incandescent lamp power	11 W	
Power factor	>0.2	
Voltage	220-240 V	
Operating frequency	50/60Hz	
Lamp current	5-6 mA	
Weighted Energy Consumption	2 KWh / 1000 h	
Light technical characteristics		
Light colour	EXTRA WARM WHITE	
Colour temperature	2200 K ±220K	
Colour rendering index (Ra)	≥80	
Colour consistency	<6 SDCM	
Nominal luminous flux	100 lm ±10%	
Rated luminous flux	100 lm	
Lumen maintenance factor at end of life	≥0.7	
Warm-up time (60%)	<2.0s s	
Starting time	<0.5 s	
Lifespan		
Nominal life time	15000 h	
Rated lamp life time	15000 h	
Switching cycles	20000	
Product dimensions		
Overall length (L)	97 mm ±3 mm	
Diameter (D)	35 mm ±1 mm	
Product Compliance	CE, ERP, ROHS, REACH	
Warranty	12 months from ex-factory date	



Spectral Distribution



GP LED Lamps are designed for true direct replacement of standard incandescent lamps.

- Compatible shapes and sizes of GLS
- Very low energy consumption
- Extremely long life
- Emit a warm white or cold white light for different ambience
- Instant start with full light output
- Available in most common lamp bases for household use
- No UV

Applications

- Domestic and commercial applications
- General illumination
- Can be used everywhere at home
- Use outdoors only in enclosed and ventilated luminaires